

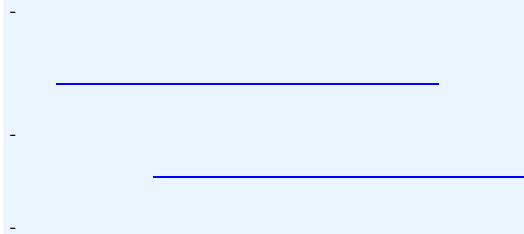

# Arroyo Seco Elementary School

## 2022-2023 School Accountability Report Card

(Published During the 2023-2024 School Year)

### General Information about the School Accountability Report Card (SARC)

#### SARC Overview



**2023-24 School Contact Information**

**School Name**

**Street**




# 2022-23 Student Enrollment by Student Group

Student Group	Percent of Total Enrollment
Female	
Male	
American Indian or Alaska Native	
Asian	
Black or African American	
Filipino	
Hispanic or Latino	
Native Hawaiian or Pacific Islander	
Two or More Races	
White	
English Learners	
Homeless	
Migrant	

## 2020-21 Teacher Preparation and Placement

Authorization/Assignment	School Number	School Percent	District Number	District Percent	State Number	State Percent
Fully (Preliminary or Clear) Credentialed for Subject and Student Placement (properly assigned)						
Intern Credential Holders Properly Assigned						
Teachers Without Credentials and Misassignments (“ineffective” under ESSA)						
Credentialed Teachers Assigned Out-of-Field (“out-of-field” under ESSA)						
Unknown						





















## Suspensions and Expulsions

Rate	
------	--







**Fiscal Year 2021-22 Expenditures Per Pupil and School Site Teacher Salaries**

Level	Total
-------	-------

**Fiscal Year 2021-22 Teacher and Administrative Salaries**

<b>Category</b>	<b>District Amount</b>	<b>State Average for Districts in Same Category</b>
-----------------	------------------------	---